

PERFORMANCE MEASUREMENTS OF X-RAY ANTI-SCATTER GRIDS

Dogan Bor, Ozge Demirkaya, Asena Kurt, Şolen Yüksel

Ankara University Institute of Nuclear Science

bor@eng.ankara.edu.tr

<http://nukbilimler.ankara.edu.tr>

Could we use flat panel detectors for the measurements of grid characteristics comparable to IEC standards?

Measurement Techniques

Standard IEC Technique

Conventional X-ray system

Exposure readings with 6cc ion chamber (different from IEC)

Flat Panel Technique

Fluoroscopic DR system

Pixel readings from digital images

Measured Parameters

Transmission of Primary radiation, T_p
Transmission of Scattered radiation, T_s
Transmission of Total radiation, T_t



Exposure (pixel) reading with grid

Exposure (pixel) reading without grid

Calculated Parameters

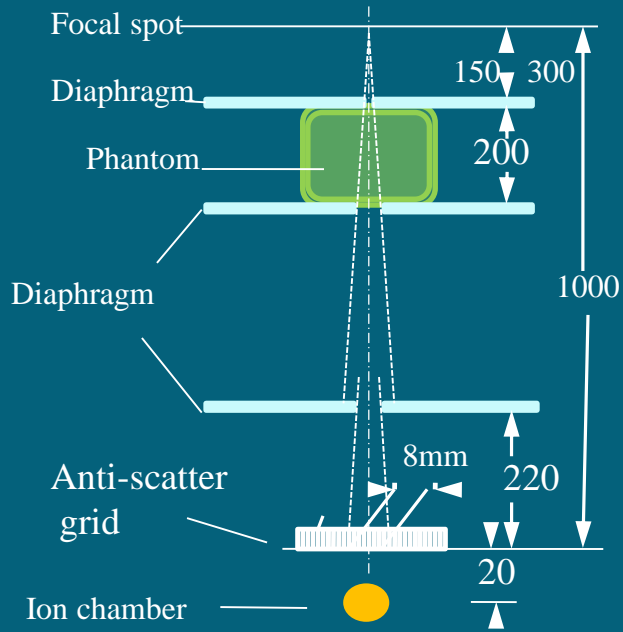
Grid Selectivity, $\Sigma = T_p / T_s$

Contrast Improvement Ratio, $CIF = T_p / T_t$

Grid Exposure Factor, Bucky Factor, $B = 1 / T_t$

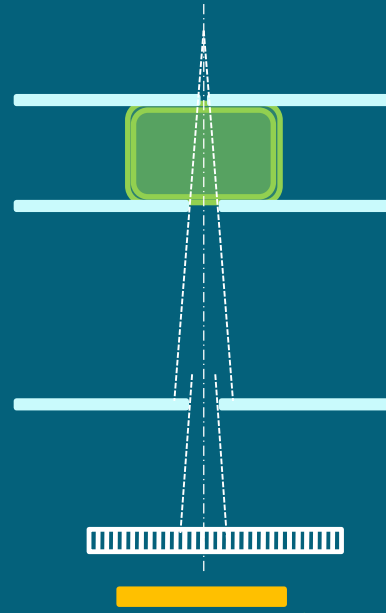
Measurement of T_p

Standard IEC Technique

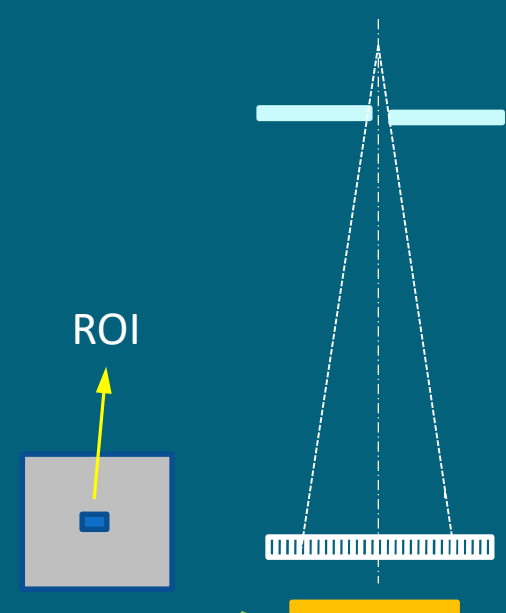


Flat Panel Technique

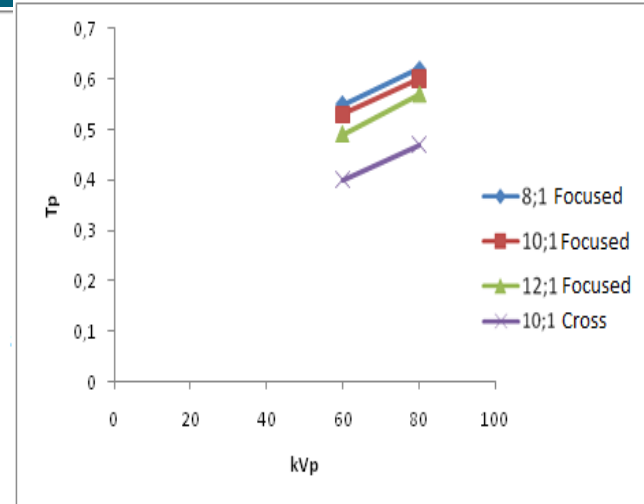
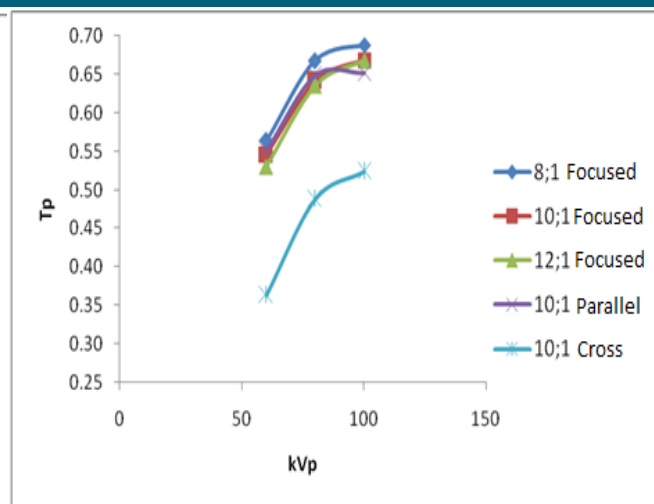
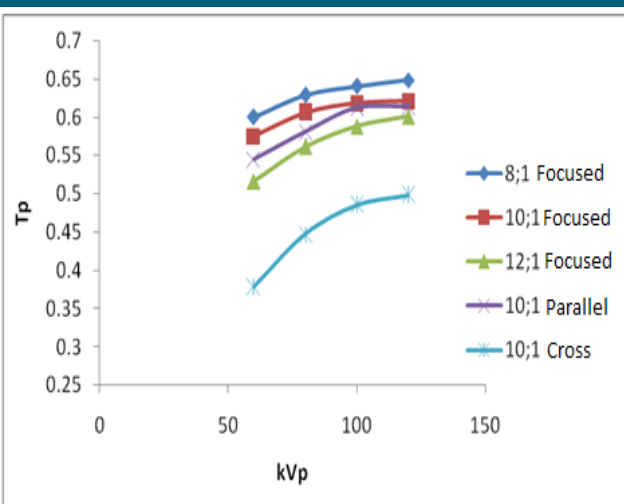
IEC Geometry



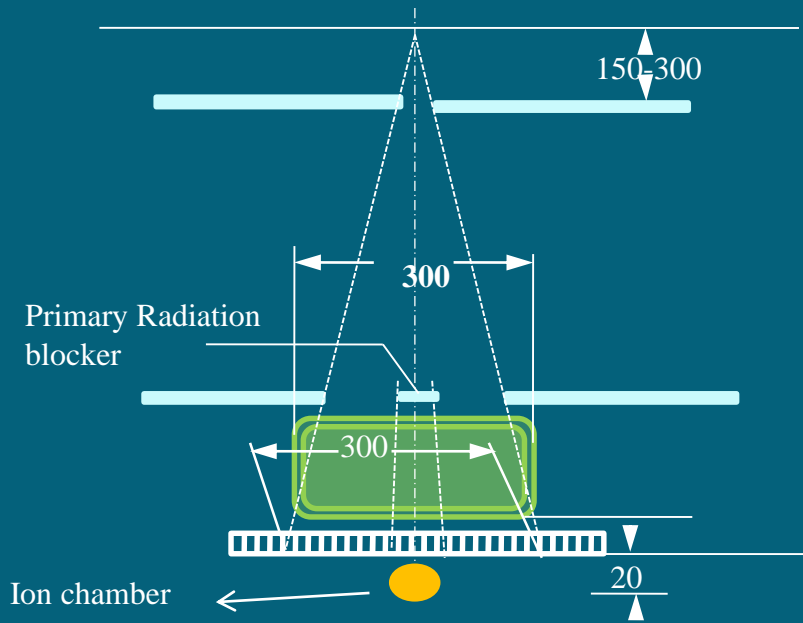
Beam Stop



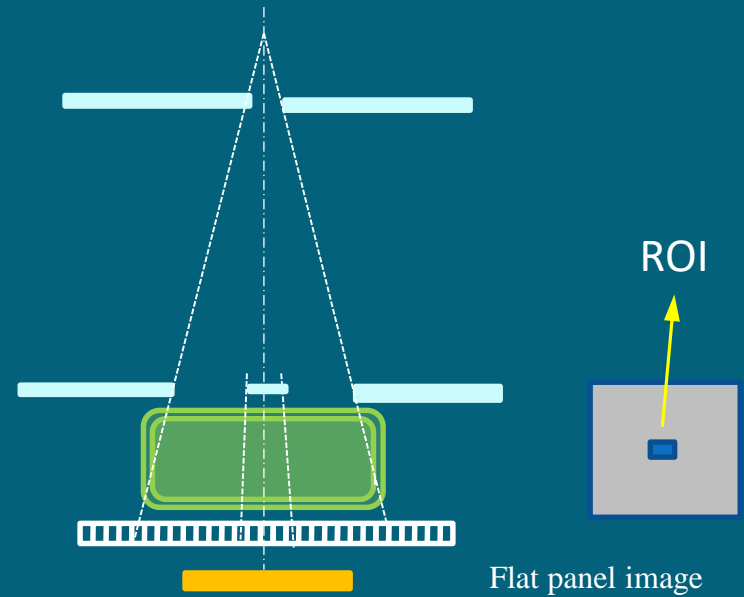
Flat panel



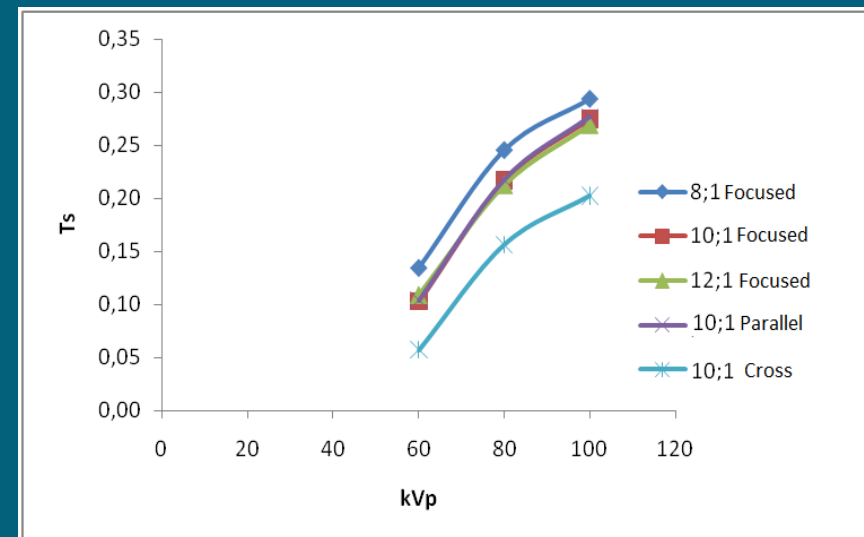
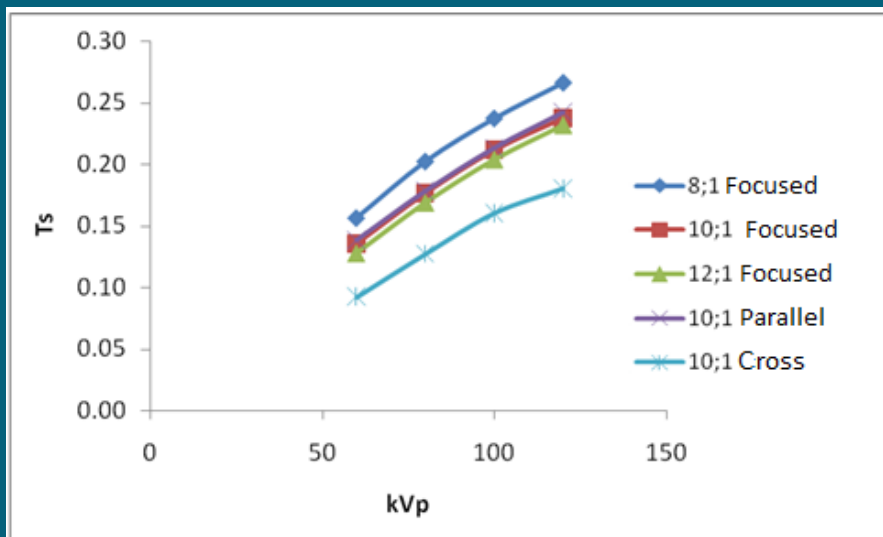
Measurement of T_s



Standard IEC Technique



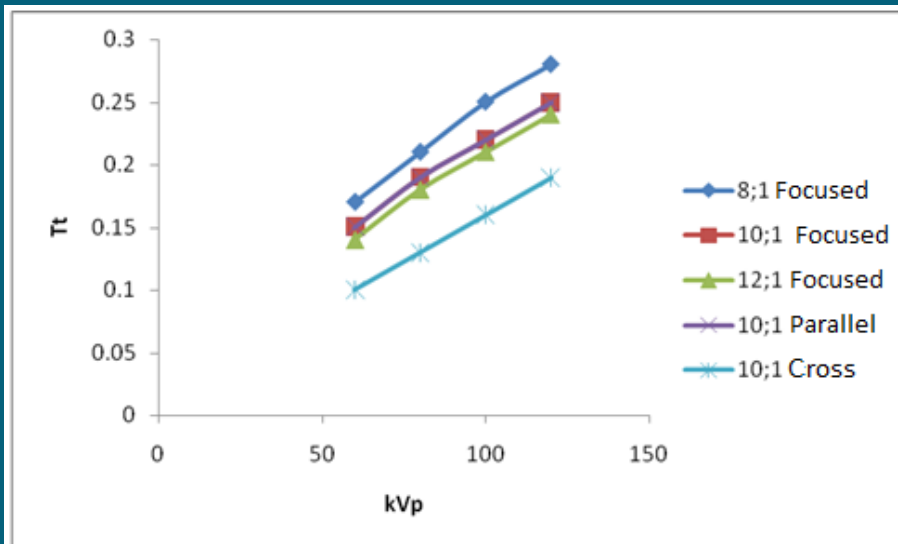
Flat Panel Technique



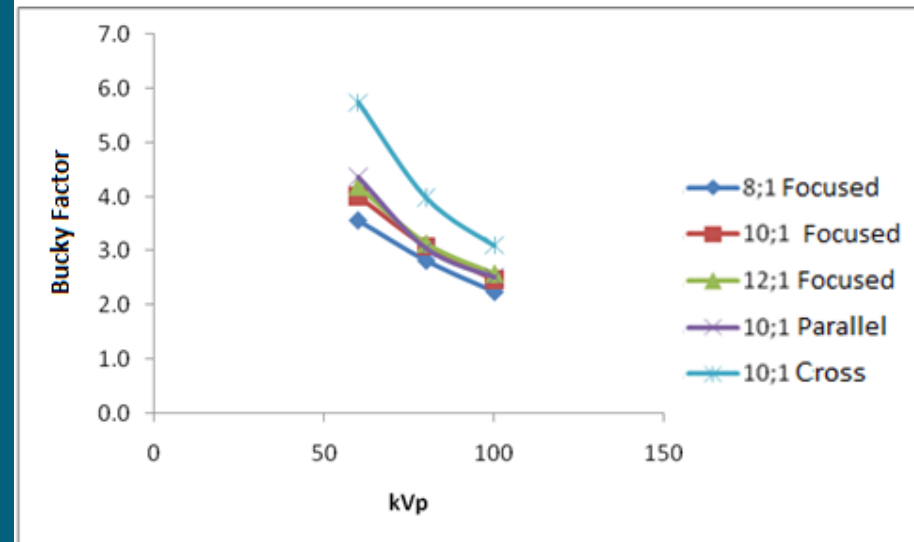
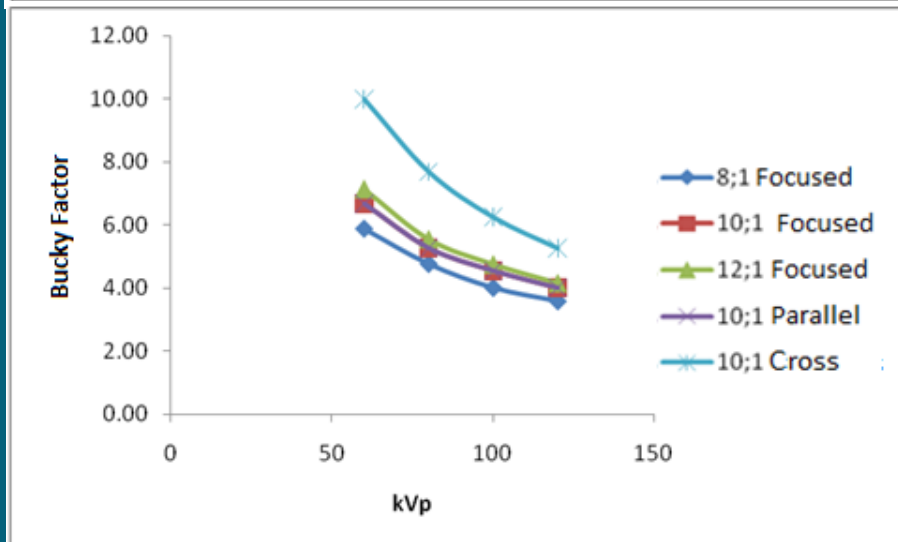
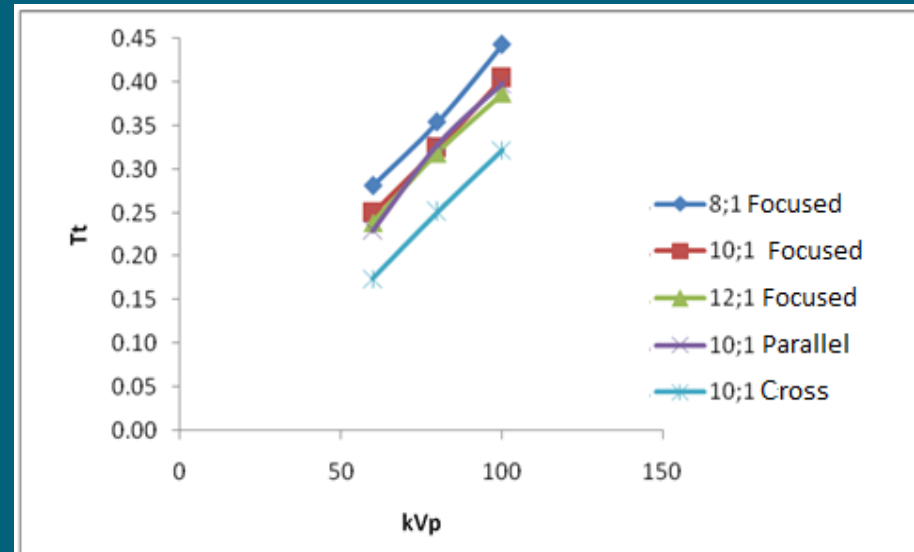
Measurement of T_t and Bucky Factor (1/ T_t)

Same irradiation geometry with T_s measurements, but the lead blocker is removed

Standard IEC Technique

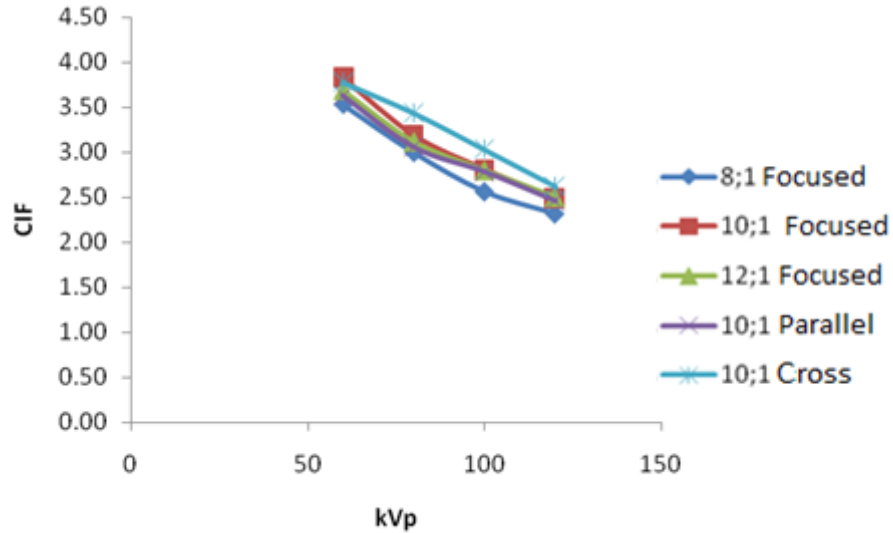


Flat Panel Technique



Contrast Improvement Factor (T_p / T_t) and Grid Selectivity (T_p / T_s)

Standard IEC Technique



Flat Panel Technique

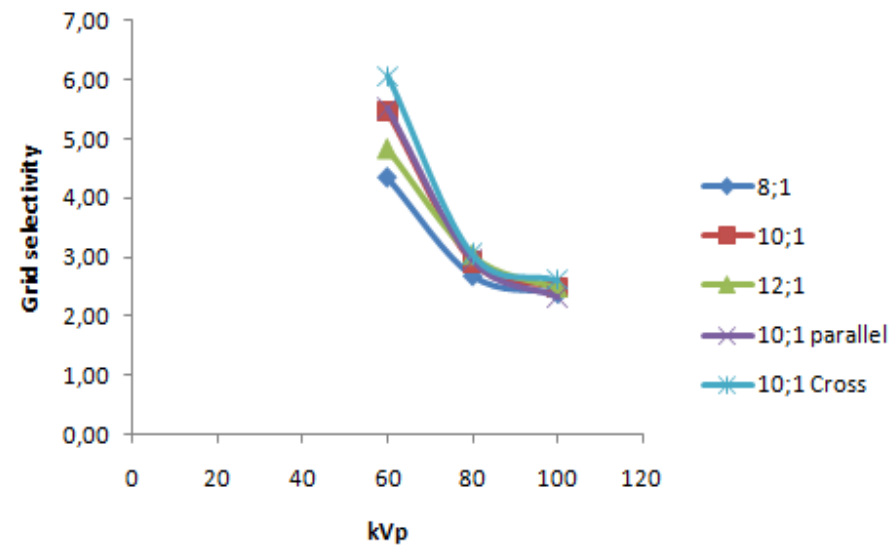
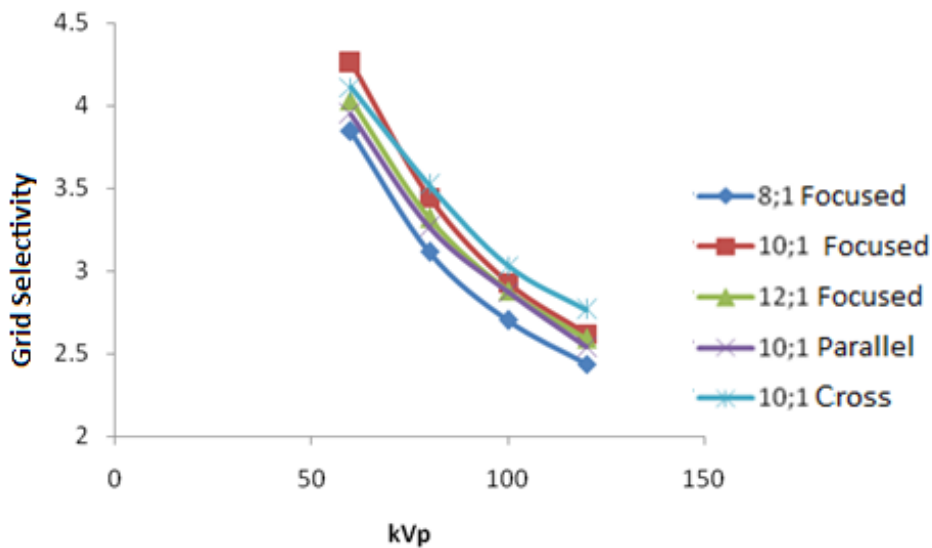
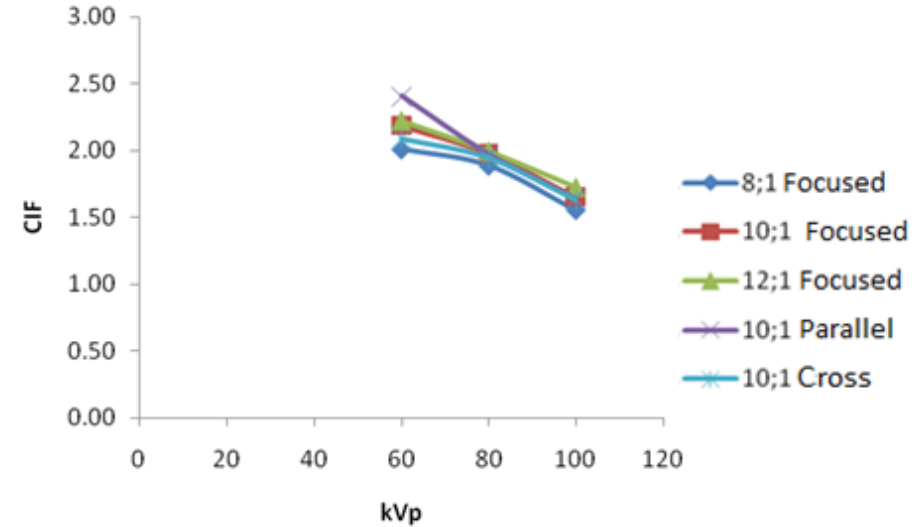

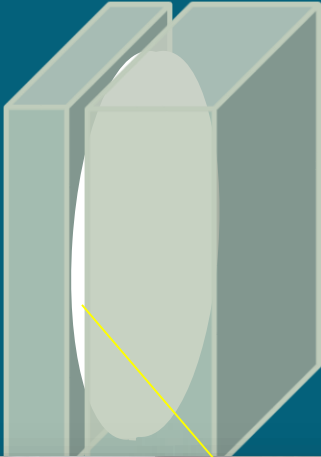


Image quality measurements



Contrast improvement with grid

	Extremity (65 kVp)	Skull (70 kVp)	Chest (80 kVp)	Chest (Antm)
8:1	1.27	1.74	1.32	1.82
10:1 (P)	1.37	1.92	1.41	1.91
10:1 (C)	1.44	1.98	1.48	1.81

Results and Discussions

- T_p reduces with grid ratio, cross grid has the lowest value

- T_p increase with beam energy

 - Slowly increases with standart technique and saturates at high energies
Increase is faster for FP technique

- T_p values of 10:1 (f), 12:1 (f) and 10:1 (p) grids are almost similar for FP technique

- Although the readings of FP technique with IEC geometry slightly higher for high energies, results are comparable among the techniques

- Pixel saturation may occur for T_p at high energies in FP beam stop technique

 - T_s increases with beam energy, and reduces with grid ratio.
Similar behaviors for standard and FP techniques

 - T_s values of 10:1 and 12:1 grids are very close to each other for both techniques

 - Lower T_s values were found for standard technique

 - The size of the lead blocker and/or detector size is important for the T_s measurements

Results and Discussions

- T_t values increase with beam energy and decrease with grid ratio. Similar behaviour for both techniques
- No obvious differences among the T_t of 10:1, and 12:1 grids
- Higher T_t values were found for FP technique due to its larger solid angle
- Differences of the BF between different ratio grids reduces with beam energy. Results of 10:1 and 12:1 grids are almost same.
- CIF of different grids reduces with energy, however differences between the grids are very small.
- BF of cross grid is quite high than others, but its CIF and Σ values are close to others
- Differences of CIF values of different ratio grids are close to each other
- Regarding to the variation of BF and CIF with energy, different ratio grids can be better discriminated for standard technique.
- Grid selectivity is a better parameter than CIF for the separation of different ratio grids.

Results and Discussions

Different ratio grids can be better separable for standard technique at different beam qualities. T_p measurements can be suggested for this purpose.

Slightly different values have been found for the BFs. There is an under estimation for FP technique due to the larger solid angle of flat detector

- Grids may exhibit different performance than their stated specifications
- Flat panel detectors can be used for grid tests and comparable results to IEC technique can be obtained.
- Beam stop technique with flat panel is easy to implement for T_p and T_s measurements
- Image quality phantoms give only a gross estimation of grid performances

THANK YOU